



# THE ROBERTSON OPUS

*A masterpiece in a sanctuary, a legacy for life*

\* The information contained in these documents is confidential, privileged and only for the information of the intended recipient and may not be used, published or redistributed without the prior written consent of the developer.

# FACTSHEET

**INFORMATION IS SUBJECT TO CHANGE WITHOUT PRIOR NOTICE**  
Updated as of 30 May 2025 17:00 Hrs

## PROJECT DETAILS

<b>Project Name</b>	<b>THE ROBERTSON OPUS</b> 罗奥湾 (Luó Ào Wān)
<b>Developer</b>	Riverside Property Pte Ltd
<b>Location / Address</b>	11, Unity Street
<b>District</b>	9
<b>Description of Property</b>	Proposed mixed-use development comprising 1 podium block with est. 26 commercial units on 1st storey and Basement 1 + Basement 1 Carpark and 5 blocks of 9/10-storey high residential tower with 348 units + 1 Landscape Deck on 2nd Storey + 1 Rooftop Garden + Basement 2 and 3 Carpark
<b>No. of Units</b>	348 Units
<b>Tenure of Land</b>	999 Years from 1 July 1841
<b>Expected Vacant Possession</b>	Q2 2030 (Est. TOP Q4 2028)
<b>Gross Site Area</b>	30,663.64 sqm/ 330,063 sqft
<b>Carpark Lots</b>	Residential : 278 Lots + 2 accessible Lots (80%) at Basement 2 and 3  Commercial : 34 Lots + 1 accessible Lot at Basement 1
<b>Concept Architect</b>	studioMilou
<b>Residential Architect</b>	ADDP Architects LLP
<b>Landscape Consultant</b>	Tinderbox Pte Ltd
<b>Main Contractor</b>	Lum Chang Building Contractors Pte Ltd
<b>Project Interior Designer</b>	ADDP Architects LLP





A masterpiece, **OPUS**, in the making, in the epicenter of **Robertson Quay**, a destination where we fondly remember as **The Robertson Walk**. A new mixed development awaits.

A long awaited **999 years** leasehold launch, not only in the vicinity but also in the whole of Singapore for the year of 2025.

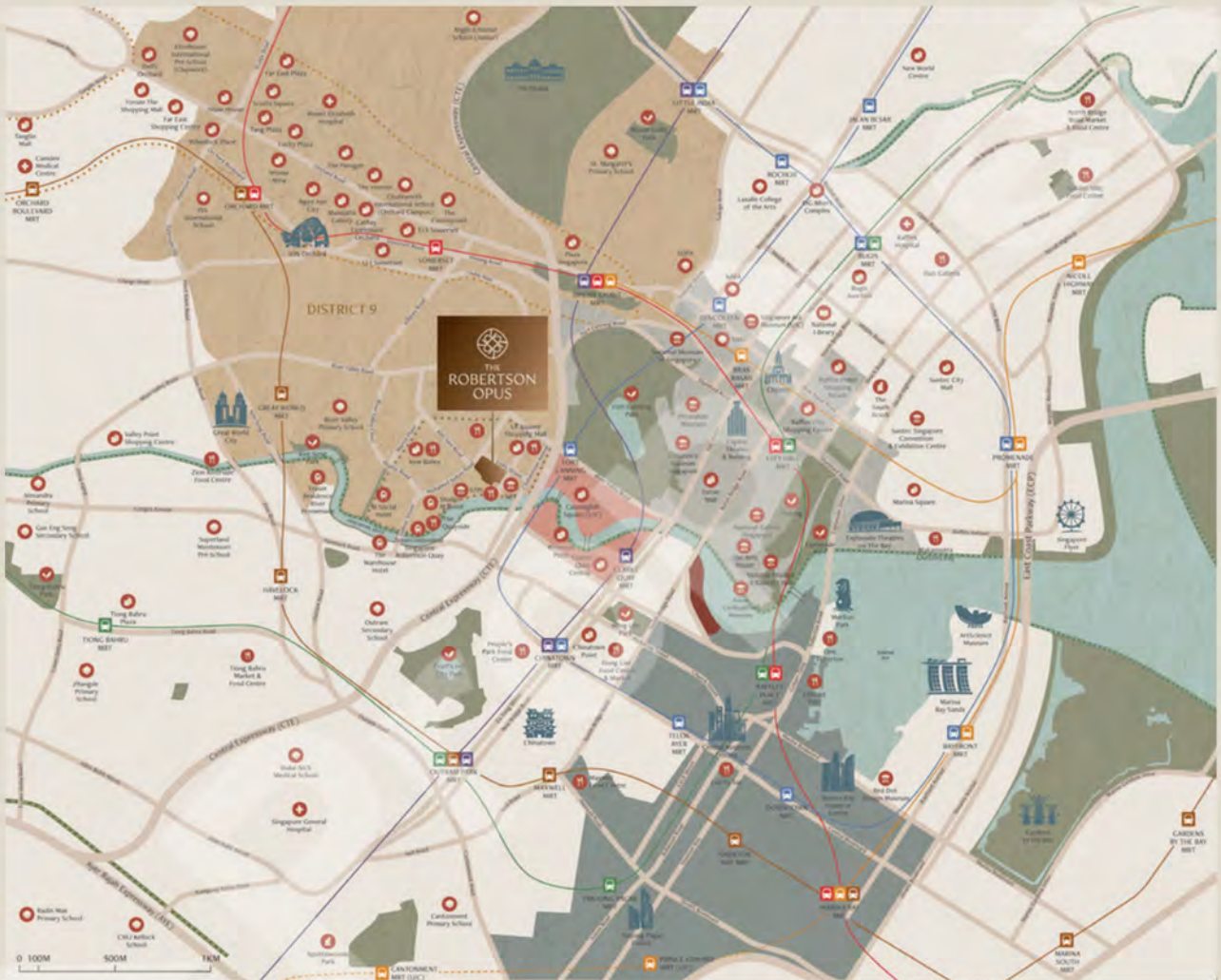
The **rejuvenation** runs in conjunction with the URA's plans of transformation in the **Singapore River Planning Area**.

Being in the **middle of it all**, situated in the **Core Central Region**, in **Prime district 9**, gives one the accessibility and advantage, with close proximity to **Fort Canning MRT**, under 1km to **River Valley Primary School**, surrounded by malls, dining experiences and local amenities of wet markets and hawker centres, making it one of the **most popular residential enclaves in Singapore**:





# LOCATION MAP



## Set Amidst Upscale Amenities

### Connectivity

Fort Canning MRT	5 mins
Clarke Quay MRT	4 mins
Great World MRT	5 mins

### Shop & Dine

The QuaySide	3 mins
Clarke Quay	2 mins
Great World City	7 mins
Orchard Road	4 mins
Marina Bay Sands	5 mins
	11 mins

### Nature

Fort Canning Park	5 mins
Pearl's Hill City Park	4 mins
Gardens by the Bay	10 mins

### Area

District 9	Clarke Quay
Robertson Quay	West Quay
Orchard Road	East Quay
	Central Business District

### Legend

East-West Line	North-South Line
North-East Line	Downtown East Line
Circle Line	

### Arts & Culture

Singapore Repertory Theatre (SRT)	3 mins
STPI Creative Workshop & Gallery (STPI)	2 mins
Victoria Theatre & Concert Hall	5 mins
National Gallery	6 mins
Esplanade Theatres on the Bay	7 mins

### Business

Central Business District	7 mins
Marina Bay Financial Centre	7 mins
Suntec Singapore	7 mins
Tanjong Pagar Centre	10 mins

### Education

Bloss Valley Primary School (within 5km)	9 mins
Singapore Management University (SMU)	6 mins
School of the Arts (SOTA)	6 mins
St. Margaret's School (within 2km)	6 mins
Anglo-Chinese School Junior (within 2km)	8 mins

### The Heart of District 9 Robertson Quay

Nestled in the heart of District 9, Robertson Quay places you within effortless reach of life's finest conveniences — from riverside dining and boutique cafes to premier schools and vibrant city connections. Here, everything you need is just moments away.







# SITE ORIENTATION







# UNIT MIX

Bedroom Type	Unit Type	Area (Sqft)	Area (Sqm)	Total Units	% Units	Share Value	Est. Residential Common Maintenance Fee	Est. Common Common Maintenance Fee	Est. Total Monthly Maintenance Fee
Suite	S1, S1(P) S1a, S1a(P)	431 431	40 40	40	11%	TBA	TBA	TBA	TBA
1 Bedroom	A1, A1(P)	495	46	40	11%	TBA	TBA	TBA	TBA
2 Bedroom	B1, B1(P)	721	67	118	34%	TBA	TBA	TBA	TBA
	B2, B2(P)	689	64						
	B3, B3(P)	710	66						
	B4, B4(P)	721	67						
	B5, B5(P)	721	67						
	B6, B6(P)	721	67						
2 Bedroom + Study	B7-S, B7-S(P)	743	69	32	9%	TBA	TBA	TBA	TBA
3 Bedroom + Flexi	C1-S, C1-S(P)	926	86	45	13%	TBA	TBA	TBA	TBA
	C2-S, C2-S(P)	980	91						
	C3-S, C3-S(P)	1,012	94						
	C4-S, C4-S(P)	1,023	95						
	C5-S, C5-S(P)	1,033	97						
3 Bedroom DuoFlex	C6, C6(P)	990	92	37	11%	TBA	TBA	TBA	TBA
	C7	1,023	95						
3 Bedroom Premium	C1-P, C1-P(P)	1,152	107	27	8%	TBA	TBA	TBA	TBA
	C2-P, C2-P(P)	1,152	107						
4 Bedroom Premium	D1-P, D1-P(P)	1,539	143	9	3%	TBA	TBA	TBA	TBA

# SITE PLAN





# ELEVATION CHART

7 UNITY STREET, SINGAPORE 239591

UNIT FLR	1	2	3	4	5	6	7	8
Roof	ROOF GARDEN							
10	B7-S	C3-S	C3-S	B2	B2	C6	B3	B7-S
9	B7-S	C3-S	C3-S	B2	B2	C6	B3	B7-S
8	B7-S	C3-S	C3-S	B2	B2	C6	B3	B7-S
7	B7-S	C3-S	C3-S	B2	B2	C6	B3	B7-S
6	B7-S	C3-S	C3-S	B2	B2	C6	B3	B7-S
5	B7-S	C3-S	C3-S	B2	B2	C6	B3	B7-S
4	B7-S	C3-S	C3-S	B2	B2	C6	B3	B7-S
3	B7-S	C3-S	C3-S	B2	B2	C6	B3	B7-S
2	B7-S (P)	C3-S (P)	C3-S (P)	B2 (P)	B2 (P)	C6 (P)	B3 (P)	B7-S (P)
1	COMMERCIAL							
Basement 1	COMMERCIAL / COMMERCIAL CARPARK							
Basement 2	RESIDENTIAL CARPARK							
Basement 3	RESIDENTIAL CARPARK							

11 UNITY STREET, SINGAPORE 237995

UNIT FLR	11	14	15	16	17	18	19	20
Roof	ROOF GARDEN							
10	B1	C4-S	C3-S	B4	B4	C3-S	B4	B1
9	B1	C4-S	C3-S	B4	B4	C3-S	B4	B1
8	B1	C4-S	C3-S	B4	B4	C3-S	B4	B1
7	B1	C4-S	C3-S	B4	B4	C3-S	B4	B1
6	B1	C4-S	C3-S	B4	B4	C3-S	B4	B1
5	B1	C4-S	C3-S	B4	B4	C3-S	B4	B1
4	B1	C4-S	C3-S	B4	B4	C3-S	B4	B1
3	B1	C4-S	C3-S	B4	B4	C3-S	B4	B1
2	B1 (P)	C4-S (P)	C3-S (P)	B4 (P)	B4 (P)	C3-S (P)	B4 (P)	B1 (P)
1	COMMERCIAL							
Basement 1	COMMERCIAL / COMMERCIAL CARPARK							
Basement 2	RESIDENTIAL CARPARK							
Basement 3	RESIDENTIAL CARPARK							

15 UNITY STREET, SINGAPORE 239594

UNIT FLR	29	30	31	32	33	34	35	36	37	38	39	40	41	42
Roof	ROOF GARDEN													
9	A1	A1	A1	B1	B1	S1a	S1	B1	B1	B1	B1	A1	A1	A1
8	A1	A1	A1	B1	B1	S1a	S1	B1	B1	B1	B1	A1	A1	A1
7	A1	A1	A1	B1	B1	S1a	S1	B1	B1	B1	B1	A1	A1	A1
6	A1	A1	A1	B1	B1	S1a	S1	B1	B1	B1	B1	A1	A1	A1
5	A1	A1	A1	B1	B1	S1a	S1	B1	B1	B1	B1	A1	A1	A1
4	A1	A1	A1	B1	B1	S1a	S1	B1	B1	B1	B1	A1	A1	A1
3	A1	A1	A1	B1	B1	S1a	S1	B1	B1	B1	B1	A1	A1	A1
2	A1 (P)	A1 (P)	A1 (P)	B1 (P)	B1 (P)	S1a (P)	S1 (P)	B1 (P)	B1 (P)	B1 (P)	B1 (P)	A1 (P)	A1 (P)	A1 (P)
1	COMMERCIAL													
Basement 1	COMMERCIAL / COMMERCIAL CARPARK													
Basement 2	RESIDENTIAL CARPARK													
Basement 3	RESIDENTIAL CARPARK													

9 UNITY STREET, SINGAPORE 239592

UNIT FLR	9	10	11	12
Roof	ROOF GARDEN			
10	D1-P	C2-P	C3-P	C3-P
9	D1-P	C2-P	C3-P	C3-P
8	D1-P	C2-P	C3-P	C3-P
7	D1-P	C2-P	C3-P	C3-P
6	D1-P	C2-P	C3-P	C3-P
5	D1-P	C2-P	C3-P	C3-P
4	D1-P	C2-P	C3-P	C3-P
3	D1-P	C2-P	C3-P	C3-P
2	D1-P (P)	C2-P (P)	C3-P (P)	C3-P (P)
1	COMMERCIAL			
Basement 1	COMMERCIAL / COMMERCIAL CARPARK			
Basement 2	RESIDENTIAL CARPARK			
Basement 3	RESIDENTIAL CARPARK			

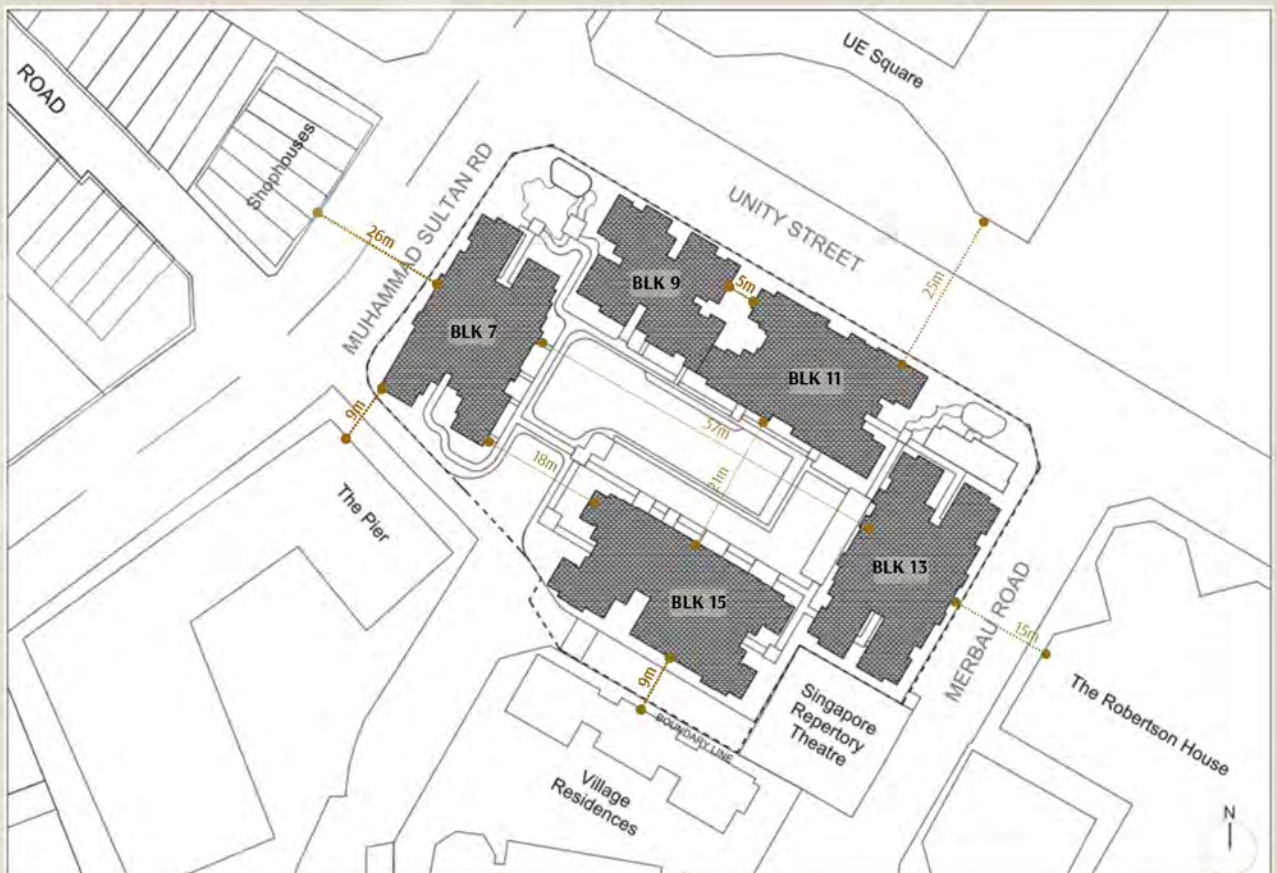
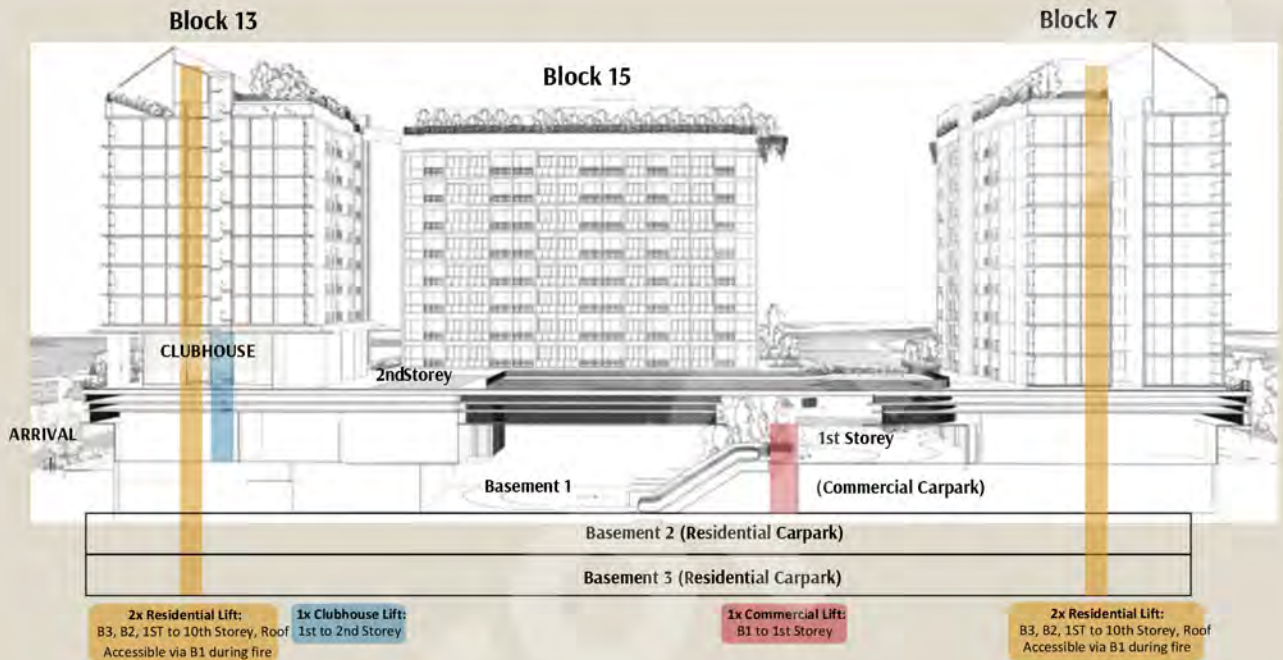
13 UNITY STREET, SINGAPORE 239593

UNIT FLR	21	22	23	24	25	26	27	28
Roof	ROOF GARDEN							
10	B7-S	C2	C6	B2	B2	C6	C6	B7-S
9	B7-S	C2	C6	B2	B2	C6	C6	B7-S
8	B7-S	C2	C6	B2	B2	C6	C6	B7-S
7	B7-S	C2	C6	B2	B2	C6	C6	B7-S
6	B7-S	C2	C6	B2	B2	C6	C6	B7-S
5	B7-S	C2	C6	B2	B2	C6	C6	B7-S
4	B7-S	C2	C6	B2	B2	C6	C6	B7-S
3	B7-S	C2	C6	B2	B2	C6	C6	B7-S
2	OPUS LOUNGE / OPUS GYM							
1	COMMERCIAL							
Basement 1	COMMERCIAL / COMMERCIAL CARPARK							
Basement 2	RESIDENTIAL CARPARK							
Basement 3	RESIDENTIAL CARPARK							





# DISTANCE BETWEEN BLOCKS








# THE CONCEPT



"Where the Blue & Green Meet"



"Nature is not a place to visit, it is home."  
- Gary Snyder





## FACILITIES – 2<sup>ND</sup> STOREY




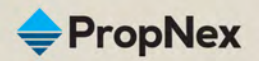
## FACILITIES – ROOF TERRACE







THE  
ROBERTSON  
OPUS




**The Pool**



**The Pool Deck**





The Opus Club




Sanctuary Oasis & Gourmet Pavilion



























THE  
ROBERTSON  
OPUS

 PropNex

# OLD TO NEW



**Residential**

## **The Robertson Opus**

5 blocks of 9/10-storey high residential tower with 348 units + 1 landscape deck on 2nd Storey + 1 Rooftop Garden + Basement 2 and 3 Carpark



**Retail / F&B**

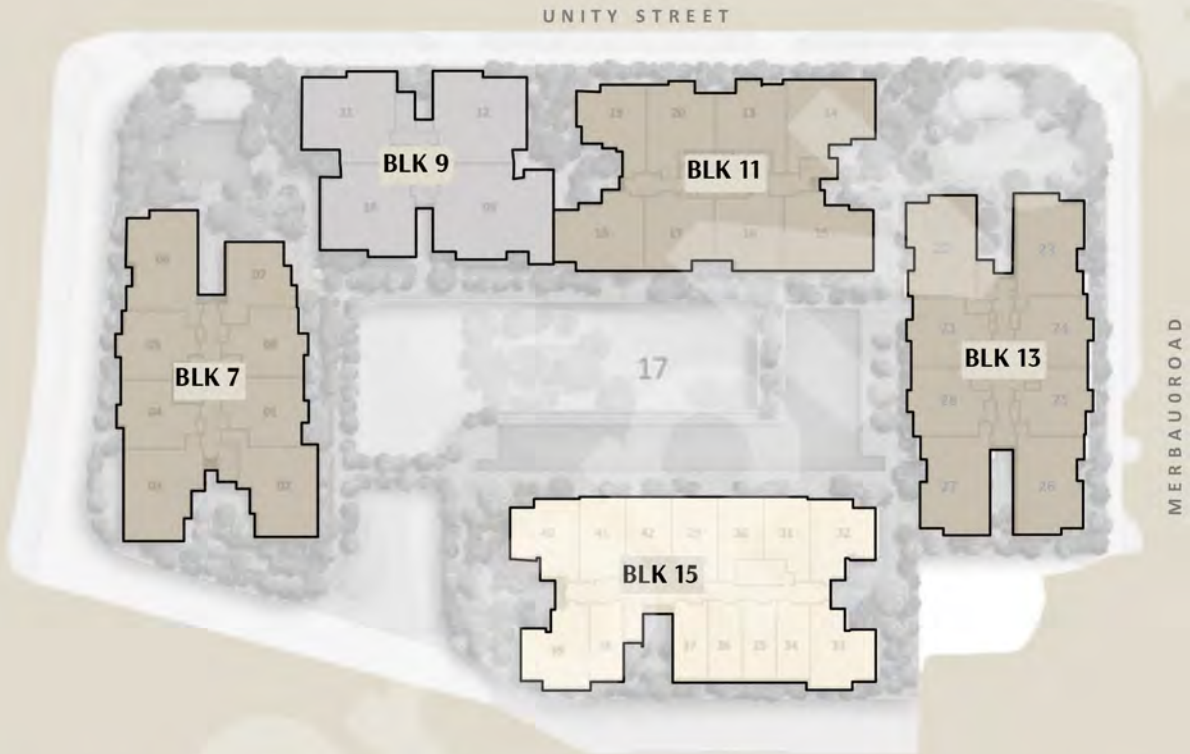
## **Robertson Walk**

1 podium block with est. 26 commercial units on 1st storey and Basement 1 + Basement 1 Carpark





# COLLECTIONS



## Premier Collection

SUITE, 1BR & 2BR  
BLOCK 15  
UNIT TYPE – S1, S1a, A1 & B1

LIVING / DINING / KITCHEN  
STONE LOOK ALIKE LARGE FORMAT TILE  
SIZE / APPROX. 1400x800mm

MASTER BATH  
STONE LOOK ALIKE LARGE FORMAT TILE  
SIZE / APPROX. 1000 x 2000mm  
FLOOR – 600 x 600mm



31 BALCONY  
MOSAIC TILE



## Luxury Collection

2BR & 3BR  
BLOCK 7, 11, 13  
UNIT TYPE – B2, B3, B4,  
B5, B6, B7-S, C1-S, C2-S, C3-S,  
C4-S, C5-S, C6 & C7

LIVING / DINING / KITCHEN  
STONE LOOK ALIKE LARGE FORMAT TILE  
SIZE / APPROX. 1400x800mm

UNIT DOOR & DOOR FRAME  
TIMBER LAMINATE

BALCONY  
MOSAIC TILE

MASTER & COMMON BATH  
STONE LOOK ALIKE LARGE FORMAT TILE  
SIZE / APPROX. 1000 x 2000mm  
FLOOR – 600 x 600mm



## Legacy Collection

3BR PREMIUM &  
4 BR PREMIUM  
BLOCK 9  
UNIT TYPE – C1-P, C2-P, D1-P

LIVING / DINING / KITCHEN / COMMON BATH  
POLISHED MARBLE  
SIZE / APPROX. 1400x800mm  
CONCRETE BATH WALLS & FLOOR – 600x600mm

COMMONS  
ENGINEERED WOOD

UNIT DOOR & DOOR FRAME  
TIMBER LAMINATE

BALCONY  
MOSAIC TILE

MASTER BATH  
POLISHED MARBLE  
WALLS & FLOOR – 600x600mm

31 BALCONY  
MOSAIC TILE



PREMIER COLLECTION

# FLOOR PLAN

## Show Unit - Suite

BLK	TYPE	UNIT	STACK	LOWEST LEVEL	HIGHEST LEVEL	SQM	SQFT	EST. CEILING HEIGHT	SHARE VALUE	EST. MAINTENANCE	NO. OF UNITS
15	s1	Suite	35	3	9	40sqm	431sqft	3.225m			7
15	s1	Suite	36	3	9	40sqm	431sqft	3.225m			7
15	s1	Suite	37	3	9	40sqm	431sqft	3.225m			7
15	s1	Suite	38	3	9	40sqm	431sqft	3.225m			7





# FLOOR PLAN

## PREMIER COLLECTION

## 2 Bedder

BLK	TYPE	UNIT	STACK	LOWEST LEVEL	HIGHEST LEVEL	SQM	SQFT	EST. CEILING HEIGHT	SHARE VALUE	EST. MAINTENANCE	NO. OF UNITS
15	B1	2 Bedder	32	3	9	67sqm	721sqft	3.225m			7
15	B1	2 Bedder	33	3	9	67sqm	721sqft	3.225m			7
15	B1	2 Bedder	39	3	9	67sqm	721sqft	3.225m			7
15	B1	2 Bedder	40	3	9	67sqm	721sqft	3.225m			7





LUXURY COLLECTION

# FLOOR PLAN

## Show Unit - 2+Study

BLK	TYPE	UNIT	STACK	LOWEST LEVEL	HIGHEST LEVEL	SQM	SQFT	EST. CEILING HEIGHT	SHARE VALUE	EST. MAINTENANCE	NO. OF UNITS
7	B7-S	2+Study	1	3	10	69sqm	742sqft	2.875m			8
7	B7-S	2+Study	8	3	10	69sqm	743sqft	2.875m			8
13	B7-S	2+Study	21	4	10	69sqm	743sqft	2.875m			7
13	B7-S	2+Study	28	4	10	69sqm	743sqft	2.875m			7



### Type B7-S

Area: 69 sq m | 743 sq ft

Unit (s): #03-01 to #10-01  
#03-08\* to #10-08\*  
#04-21 to #10-21  
#04-28\* to #10-28\*  
\*mirrored unit

#### LIVING/DINING

Spacious Living & Dining area Provision of Haiku Ceiling Fan High ceiling height @ 2.875m floor-to-ceiling

#### SECURITY

Main door with digital lockset

#### KITCHEN

Induction hob and hood  
Integrated Fridge  
Efficient galley layout  
Glass vision panel between dining and kitchen  
Built-in Convection Oven



2 + Study

Info as dated. May be subject to changes.

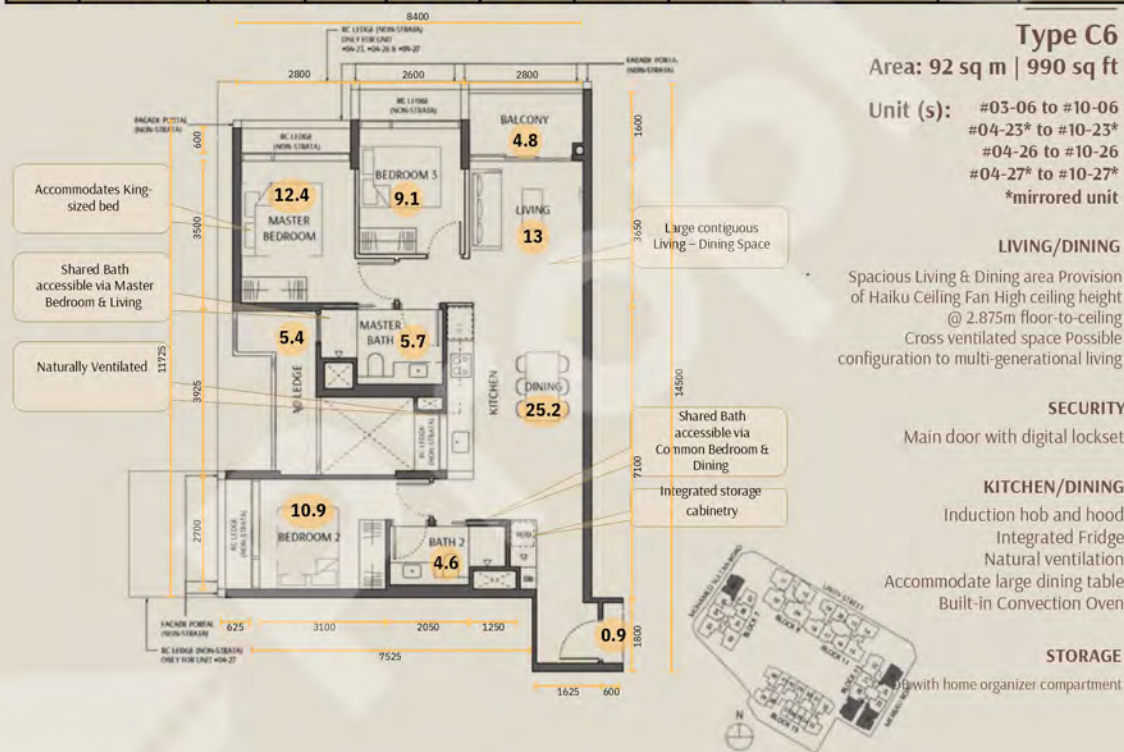


LUXURY COLLECTION

# FLOOR PLAN

## Show Unit - 3 Bedder Duoflex

BLK	TYPE	UNIT	STACK	LOWEST LEVEL	HIGHEST LEVEL	SQM	SQFT	EST. CEILING HEIGHT	SHARE VALUE	EST. MAINTENANCE	NO. OF UNITS
7	C6	3B Duoflex	6	3	10	92sqm	990sqft	2.875m			8
13	C6	3B Duoflex	23	4	10	92sqm	990sqft	2.875m			8
13	C6	3B Duoflex	26	4	10	92sqm	990sqft	2.875m			8
13	C6	3B Duoflex	27	4	10	92sqm	990sqft	2.875m			8







LUXURY COLLECTION

# FLOOR PLAN

## 3 Bedder Flexi

BLK	TYPE	UNIT	STACK	LOWEST LEVEL	HIGHEST LEVEL	SQM	SQFT	EST. CEILING HEIGHT	SHARE VALUE	EST. MAINTENANCE	NO. OF UNITS
7	C3-S	3B Flexi	3	3	10	94sqm	1012sqft	2.875m			8



### Type C3-S

Area: 94 sq m | 1012 sq ft

Unit (s): #03-03 to #10-03

#### LIVING/DINING

Spacious Living & Dining area  
Provision of Haiku Ceiling Fan  
High ceiling height @ 2.875m floor-to-ceiling

#### SECURITY

Main door with digital lockset

#### KITCHEN/DINING

Gas hob and hood  
Integrated Fridge  
Natural ventilation  
Built-in Convection Oven

#### STORAGE

DB with home organizer compartment

#### MASTER BEDROOM

Private Balcony



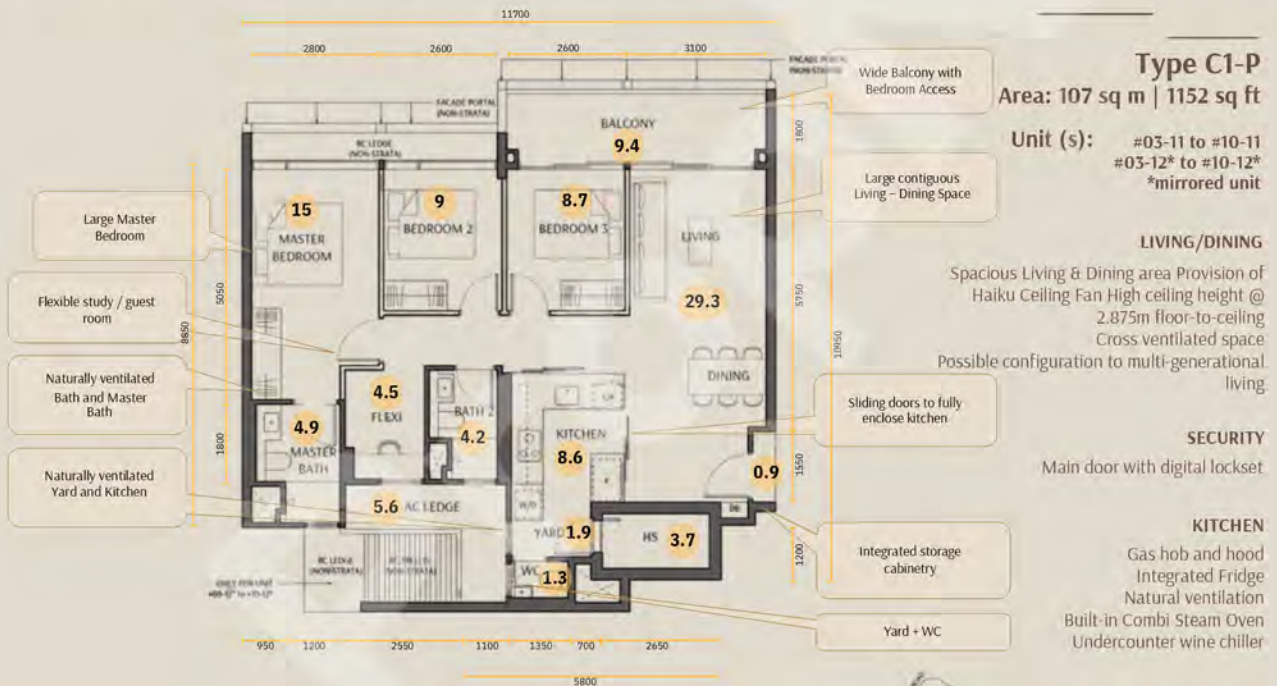


LEGACY COLLECTION

# FLOOR PLAN

## Show Unit - 3 Bedder Premium

BLK	TYPE	UNIT	STACK	LOWEST LEVEL	HIGHEST LEVEL	SQM	SQFT	EST. CEILING HEIGHT	SHARE VALUE	EST. MAINTENANCE	NO. OF UNITS
9	C1-P	3B Prem	11	3	10	107sqm	1152sqft	2.875m			8
9	C1-P	3B Prem	12	3	10	107sqm	1152sqft	2.875m			8







LEGACY COLLECTION

# FLOOR PLAN

## 4 Bedder Premium

BLK	TYPE	UNIT	STACK	LOWEST LEVEL	HIGHEST LEVEL	SQM	SQFT	EST. CEILING HEIGHT	SHARE VALUE	EST. MAINTENANCE	NO. OF UNITS
9	D1-P	4B Prem	9	3	10	145sm	1539sqft	2.875m			8





## PREMIER COLLECTION

### PREMIER COLLECTION

SUITE, 1BR & 2BR BLOCK 15 UNIT  
TYPE – S1, S1a, A1 & B1

- Bright and Chic palette
- Light stone look-alike **large format tile** :  
Living/Dining , kitchen floor, Master  
and Common bath wall & floor
- **Pastel white carpentry finishes**:  
kitchen, wardrobe & vanity



## FLOORING, DOORS & DOOR FRAMES



SHOW UNIT S1 LAYOUT





## PREMIER COLLECTION

### KITCHEN



SHOW UNIT S1 KITCHEN



### WARDROBE



SHOW UNIT S1 WARDROBE WITH TOP CABINET





## PREMIER COLLECTION

### HOME ORGANIZER



### MASTER BATH



### KITCHEN APPLIANCES



LIEBHERR



## PREMIER COLLECTION

### MASTER BATH FITTINGS

WARES:



DURAVIT  
UNDER COUNTER  
WASH BASIN



DURAVIT  
WALL HUNG WC



MANUAL BIDET  
SEAT & COVER



FLUSH ACTUATOR

FITTING:

hansgrohe



HANSGRÖHE  
BASIN MIXER



HANSGRÖHE  
SHOWER RAIL AND  
HANDHELD SHOWER



HANSGRÖHE  
THERMOSTATIC SHOWER MIXER WITH  
OVERHEAD SHOWER



HANSGRÖHE  
OVERHEAD SHOWER

ACCESSORIES:



TOILET PAPER HOLDER



TOWEL RAIL

### COMMON BATH FITTINGS

WARES:



DURAVIT  
UNDER COUNTER  
WASH BASIN



DURAVIT  
WALL HUNG WC



MANUAL BIDET  
SEAT & COVER



FLUSH ACTUATOR

FITTING:

hansgrohe



HANSGRÖHE  
BASIN MIXER



HANSGRÖHE  
SHOWER RAIL AND  
HANDHELD SHOWER



HANSGRÖHE  
THERMOSTATIC SHOWER MIXER

ACCESSORIES:



BIBB HOOK



TOILET PAPER HOLDER





## LUXURY COLLECTION

### LUXURY COLLECTION

2BR & 3BR BLOCK 7, 11 & 13 UNIT  
TYPE – B2, B3, B4, B5, B6, B7-S,  
C1-S, C2-S, C3-S, C4-S, C5-S, C6 & C7

- Earth hues contemporary elegance palette
- Beige stone look-alike **large format tile** :  
Living/dining , kitchen floor, master and common bath wall & floor
- **Warm laminate carpentry** finishes: Kitchen, wardrobe & vanity
- Engineered wood flooring for bedroom



## FLOORING, DOORS & DOOR FRAMES



SHOW UNIT B7-S LAYOUT



SHOW UNIT C6 LAYOUT








## LUXURY COLLECTION

### KITCHEN



SHOWUNIT B7-S KITCHEN

**A** KITCHEN FLOOR  
STONE LOOK-A-LIKE LARGE FORMAT TILE  
SIZE : APPROX. 1800x900mm

**C** BACK SPLASH / COUNTER TOP  
STONE LOOK-A-LIKE LARGE FORMAT TILE

**B** KITCHEN CABINET  
LAMINATE



KITCHEN MIXER  
HANDGROHE

SANITARY FITTING  
CROMA/KITCHEN MIXER

### WARDROBE



MASTER WARDROBE DOOR  
REFLECTIVE BRONZE GLASS  
MIXED WITH COMMON WARDROBE DOOR  
LAMINATE

WARDROBE INTERNAL  
MELAMINE

BEDROOM FLOOR  
ENGINEERED WOOD



## LUXURY COLLECTION

### MASTER BATH



### COMMON BATH



### KITCHEN APPLIANCES



LIEBHERR

BLOCK 15, TYPES S1, S1a, A1 and B1




## LUXURY COLLECTION

### KITCHEN APPLIANCES

BLOCK 7, 11 & 13 TYPES B2,B3,B4,B5,B6,B7-S



BUILT-IN RANGE HOOD



2 ZONE INDUCTION HOB



BUILT-IN CONVECTION OVEN



7KG FRONT LOAD WASHER



INTEGRATED FRIDGE



LIEBHERR

### KITCHEN APPLIANCES

BLOCK 7, 11 & 13 TYPES C1-S, C2-S, C3-S, C4-S, & C5-S



BUILT-IN RANGE HOOD



3 ZONE GAS HOB



BUILT-IN CONVECTION OVEN



7KG FRONT LOAD WASHER



INTEGRATED FRIDGE



LIEBHERR

### KITCHEN APPLIANCES

BLOCK 7 & 13 TYPES C6,C7



BUILT-IN RANGE HOOD



2 ZONE INDUCTION HOB



BUILT-IN CONVECTION OVEN



8KG FRONT LOAD WASHER



7KG FRONT LOAD DRYER



INTEGRATED FRIDGE



LIEBHERR



## LUXURY COLLECTION

### MASTER BATH FITTINGS

WARES:



DURAVIT  
UNDER COUNTER  
WASH BASIN



DURAVIT  
WALL HUNG WC



MANUAL TOILET  
SEAT & COVER



FLUSH ACTUATOR

FITTING:

hansgrohe



HANSGRÖHE  
BASIN MIXER



HANSGRÖHE  
SHOWER RAIL AND  
HANDHELD SHOWER



HANSGRÖHE  
THERMOSTATIC SHOWER MIXER WITH  
OVERHEAD SHOWER



HANSGRÖHE  
OVERHEAD SHOWER

ACCESSORIES:



TOILET PAPER HOLDER



TOWEL RAIL

### COMMON BATH FITTINGS

WARES:



DURAVIT  
UNDER COUNTER  
WASH BASIN



DURAVIT  
WALL HUNG WC



MANUAL TOILET  
SEAT & COVER



FLUSH ACTUATOR

FITTING:

hansgrohe



HANSGRÖHE  
BASIN MIXER



HANSGRÖHE  
SHOWER RAIL AND  
HANDHELD SHOWER



HANSGRÖHE  
THERMOSTATIC SHOWER MIXER

ACCESSORIES:



BORE HOOK



TOILET PAPER HOLDER



## LEGACY COLLECTION

### LEGACY COLLECTION

3BR PREMIUM & 4 BR PREMIUM  
BLOCK 9  
UNIT TYPE – C1-P, C2-P, D1-P

- Modern & contrasting palette
- **Ernestomeda** imported kitchen & **Rimadesio** Sliding System
- Expressive **marble** finish :  
Living/dining , kitchen floor, master and common bath wall & floor
- Tinted/Satin **glass carpentry** finishes:  
Kitchen, wardrobe & vanity
- Engineered wood flooring for bedroom



## FLOORING, DOORS & DOOR FRAMES



## LEGACY COLLECTION

### KITCHEN



C1-P KITCHEN LAYOUT



"OPEN MOOD"



"ENCLOSED MOOD"



reddot design award  
winner 2013

ernestomeda

#### Sign

The kitchen is no longer interpreted as just an enclosed working space; instead, it is a genuine extension of the living area, the fulcrum of the home, dedicated to spending time together.



Sign is a kitchen with an informal character and a strong focus on materials, in a mix of colours that generates very elegant interiors with strong emotional impact.




TOP CABINET IN REFLECTIVE CLEAR GLASS



CORNER BASKET



SURFACE MOUNTED BRIDGE TIDY SYSTEM



PROPRIETARY RECESSED HANDLE



## LEGACY COLLECTION

### MASTER BATH



### COMMON BATH



### WARDROBES



MASTER WARDROBE



COMMON WARDROBE



## LEGACY COLLECTION

### KITCHEN APPLIANCES BLOCK 9 TYPES C1-P,C2-P



BUILT-IN RANGE HOOD



3 ZONE GAS HOB



BUILT-IN COMBI  
STEAM OVEN



UNDERCOUNTER  
WINE COOLER



8KG FRONT LOAD  
WASHER



7KG FRONT LOAD  
DRYER



INTEGRATED FRIDGE



### KITCHEN APPLIANCES BLOCK 9 TYPES D1-P



BUILT-IN RANGE HOOD



3 ZONE GAS HOB



BUILT-IN STEAM OVEN



BUILT-IN CONVECTION OVEN



UNDERCOUNTER  
WINE COOLER



8KG FRONT LOAD  
WASHER



7KG FRONT LOAD  
DRYER



INTEGRATED FREEZER & INTEGRATED  
FRIDGE





## LEGACY COLLECTION

### MASTER BATH FITTINGS

WARES:

**DURAVIT**



DURAVIT  
UNDER COUNTER  
WASH BASIN



DURAVIT  
WALL HUNG WC



MANUAL BIDET  
SEAT & COVER



FLUSH ACTUATOR

FITTING:

**AXOR**



HANGROHE AXOR  
BASIN MIXER IN  
BRUSHED BRONZE  
FINISH



HANGROHE AXOR  
SHOWER RAIL AND  
HANDHELD SHOWER IN  
BRUSHED BRONZE FINISH



HANGROHE AXOR  
THERMOSTATIC SHOWER  
MIXER WITH DIVERTER FOR  
OVERHEAD SHOWER IN  
BRUSHED BRONZE FINISH



HANGROHE AXOR  
OVERHEAD SHOWER IN BRUSHED  
BRONZE FINISH

ACCESSORIES:



TOILET PAPER HOLDER  
IN BRUSHED BRONZE  
FINISH



TOWEL RAIL IN BRUSHED  
BRONZE FINISH

### COMMON BATH FITTINGS

WARES:

**DURAVIT**



DURAVIT  
UNDER COUNTER  
WASH BASIN



DURAVIT  
WALL HUNG WC



MANUAL BIDET  
SEAT & COVER



FLUSH ACTUATOR

FITTING:

**hansgrohe**



HANGROHE  
ECON MIXER



HANGROHE  
SHOWER RAIL AND  
HANDHELD SHOWER



HANGROHE  
THERMOSTATIC SHOWER MIXER

ACCESSORIES:



BORE HOOK



TOILET PAPER HOLDER

### COMMON BATH FITTINGS



WALL HUNG BASIN



PEDESTAL WC



BASIN COLD TAP



1 WAY TAP



HAND HELD SHOWER



BORE HOOK



## COMMON PROVISIONS

### HAIKU FAN

① **16 DIMMABLE  
LIGHT LEVELS**

② **ENERGY  
EFFICIENCY**  
Energy Star Certified  
This fan is Energy Star Certified, meaning it meets strict energy efficiency guidelines set by the U.S. Environmental Protection Agency.

③ **Multiple ways of control**





## SMART HOME INFRASTRUCTURE

### Digital Lockset



- Speak to your visitor
- Unlock door via phone/fingerprint/pin code

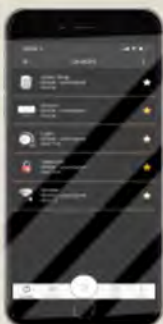
### Keyless Letterbox System



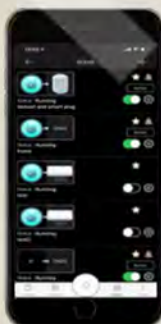
Card Reader



### Multiple ways of Control



Mobile App



Scene Setting



**Voice Control**  
(Available in Play Store & App Store)

### Energy Monitoring



- Real Time Monitoring of energy usage
- Easily Expandable with additional modules in the DB

## SMART HOME INFRASTRUCTURE

### Aircon Control



- Check Status (ON/OFF)
- Remotely ON/OFF the Aircon
- Control Fan Speed, Mode, Temperature

### Security/Monitoring



- Monitor your home when you are away
- Motion Detection
- Night Vision Capabilities
- 2 way Audio

## SMART COMMUNITY

### iPlus Living Community App



Notices

#### Notices

- Announcements
- Events
- Polls
- Classifieds



Facilities

#### Facilities

- Book your favourite facility anytime, anywhere



#### Smart Home

- Control your Smart Devices



Service Request

#### Service Request

- Request Service Support



Documents

#### Documents

- Resident's Handbook
- House Rules
- Unit As-built Drawing
- User Manuals
- Warranty Letters



Online Forms

#### Online Forms

- Renovation Forms
- Purchase access cards
- Secondary Carpark Lot



Intercom Call

#### Intercom Call

- Receive Intercom Calls from Lift lobby and send visitor to your floor

